


vtech[®]

Parent's Guide

Touch & Teach Tablet



91-003376-000 

VTech understands that a child's needs and abilities change as they grow and with that in mind we develop our toys to teach and entertain at just the right level...

Electronic Learning Computers

Cool, aspirational and inspiring computers for curriculum related learning

vtech Baby

Toys that will stimulate their interest in different textures, sounds and colours

I am...

...responding to colours, sounds and textures

...understanding cause and effect

...learning to touch, reach, grasp, sit-up, crawl and toddle

Pre-School

Interactive toys to develop their imagination and encourage language development

I want...

...to get ready for school by starting to learn the alphabet and counting

...my learning to be as fun, easy and exciting as can be

...to show my creativity with drawing and music so my whole brain develops

I need...

...challenging activities that can keep pace with my growing mind

...intelligent technology that adapts to my level of learning

...National Curriculum based content to support what I'm learning at school

Birth-36 months



3-6 years



4-10 years



To learn more about this and other VTech® products, visit www.vtech.co.uk

INTRODUCTION

Thank you for purchasing the **VTech® Touch & Teach Tablet!**

The light up touch tablet introduces baby to the tablet world. Special apps allow baby to learn about letters, numbers, colours and animals. Baby can also check the time and weather just like mum and dad!



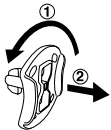
INCLUDED IN THIS PACKAGE

- One parent's guide
- VTech® Touch & Teach Tablet!

WARNING: All packing materials, such as tape, plastic sheets, packaging locks, removable tags, cable ties and packaging screws are not part of this toy, and should be discarded for your child's safety.

NOTE: Please keep this parent's guide as it contains important information.

Unlock the packaging locks:




- ① Rotate the packaging locks 90 degrees anticlockwise.
- ② Pull out the packaging locks.

GETTING STARTED

BATTERY INSTALLATION

1. Please make sure that the **Touch & Teach Tablet** is turned **OFF**.
2. Locate the battery cover on the back of the unit. Use a screwdriver to loosen the screw.
3. Install 3 new 'AAA' (AM-4/LR03) batteries following the diagram inside the battery box. (The use of new, alkaline batteries is recommended for the best performance).
4. Replace the battery cover and tighten the screw to secure.



BATTERY NOTICE

- Use new alkaline batteries or fully charged NI-MH (Nickel Metal-hydride) rechargeable batteries for best performance.
- Use only batteries of the same or equivalent type as recommended.
- Do not mix different types of batteries: alkaline, standard (carbon-zinc) or rechargeable, or new and used batteries.
- Do not use damaged batteries.
- Insert batteries with the correct polarity.
- Do not short-circuit the battery terminals.
- Remove exhausted batteries from the toy.
- Remove batteries during long periods of non-use.
- Do not dispose of batteries in fire.
- Do not charge non-rechargeable batteries.
- Remove rechargeable batteries from the toy before charging (if removable).
- Rechargeable batteries are only to be charged under adult supervision.

Disposal of batteries and product



The crossed-out wheellie bin symbols on products and batteries, or on their respective packaging, indicates they must not be disposed of in domestic waste as they contain substances that can be damaging to the environment and human health.



The chemical symbols Hg, Cd or Pb, where marked, indicate that the battery contains more than the specified value of mercury (Hg), cadmium (Cd) or lead (Pb) set out in Battery Directive (2006/66/EC).

The solid bar indicates that the product was placed on the market after 13th August, 2005.

Help protect the environment by disposing of your product or batteries responsibly.

For more information, please visit:

www.recycle-more.co.uk

www.recyclenow.com

PRODUCT FEATURES

1. OFF/LOW/HIGH VOLUME CONTROL SWITCH

To turn the unit **ON**, slide the **OFF/LOW/HIGH VOLUME CONTROL SWITCH** to the **LOW VOLUME** (🔊) or the **HIGH VOLUME** (🔊) position. To turn the unit **OFF**, slide the **OFF/LOW/HIGH VOLUME CONTROL SWITCH** to the **OFF** (●) position.



2. TOUCH SENSITIVE LIGHT-UP APP BUTTONS

Use your finger to tap on the App buttons for fun interactions.



3. MODES OF PLAY

Switch between **EXPLORE MODE**, **LEARNING MODE** and **MUSIC MODE** by sliding the mode switch. In **EXPLORE MODE**, press the 25 App icons for pretend play and to learn about letters, animal sounds, weather, objects and more. In **LEARNING MODE**, press the App icons to learn numbers, counting, shapes, animal rhymes and more. In **MUSIC MODE**, press the App icons to hear melodies and sounds.



4. AUTOMATIC SHUT OFF

To preserve battery life, the **VTech® Touch & Teach Tablet** will automatically power-down after approximately 45 seconds without input. The unit can be turned on again by pressing the home button or changing modes.

NOTE: If the unit repeatedly powers down quickly we suggest changing the batteries.

ACTIVITIES

1. Slide the **OFF/LOW/HIGHT VOLUME CONTROL SWITCH** to turn the unit on. You will hear a playful song and hear an encouraging phrase. The lights will flash with the sounds.



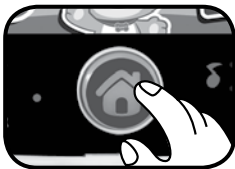
2. Touch the 25 activity App icons to learn about letters, numbers, shapes, animals, colours, weather, fun facts, counting, stories & foreign language. The lights will flash with the sounds.



3. Touch the phone, clock, puppy, camera and music icons to learn about greetings, time concepts, pretend play and music. The lights will flash with the sounds.



4. Press the home button to hear a tune, a phrase and see a flashing light.



MELODY LIST

- 1 Bingo
- 2 Hickory Dickory Dock
- 3 London Bridge
- 4 Humpty Dumpty
- 5 Alouette
- 6 The Animals Go Marching Two by Two
- 7 Pease Porridge Hot
- 8 Jack & Jill
- 9 This Old Man
- 10 Old MacDonald Had a Farm
- 11 Mary Had a Little Lamb
- 12 Three Little Kittens
- 13 Rub a Dub Dub
- 14 Farmer in the Dell
- 15 Au Claire de la Lune - Debussy
- 16 Cannon in D - Pachelbel
- 17 Four Seasons - Spring - Vivaldi
- 18 To a Wild Rose - Macdowell
- 19 Air on a G String - Bach
- 20 Fur Elise - Beethoven

SING-ALONG SONG LIST

SONG 1

A B C D E F G

H I J K L M N O P

Q R S

T U V

W X Y and Z

Now I know my ABCs

Next time won't you sing with me

SONG 2

One, two, three, four, five, six, seven, eight

Nine, ten

Eleven, twelve

Thirteen, fourteen, fifteen, sixteen

Seventeen,

Eighteen,

Nineteen,

Twenty

Yeah!

SONG 3

I can see a rainbow.

Red orange yellow green blue and purple

Lots of colours for you to see, the colours of the rainbow.

CARE & MAINTENANCE

1. Keep the unit clean by wiping it with a slightly damp cloth.
2. Keep the unit out of direct sunlight and away from any direct heat source.
3. Remove the batteries when the unit will not be in use for an extended period of time.
4. Do not drop the unit on hard surfaces and do not expose the unit to moisture or water.

TROUBLESHOOTING

If for some reason the program/activity stops working or malfunctions, please follow these steps:

1. Please turn the unit **OFF**.
2. Interrupt the power supply by removing the batteries.
3. Let the unit stand for a few minutes, then replace the batteries.
4. Turn the unit **ON**. The unit should now be ready to play again.
5. If the product still does not work, install a brand new set of batteries.

If the problem persists, please call our Consumer Services Department on 01235 546810 (from UK) or +44 1235 546810 (outside UK) and a service representative will be happy to help you.

IMPORTANT NOTE:

Creating and developing **VTech®** products is accompanied by a responsibility that we take very seriously. We make every effort to ensure the accuracy of the information, which forms the value of our products. However, errors sometimes can occur. It is important for you to know that we stand behind our products and encourage you to call our Consumer Services Department on 01235 546810 (from UK) or +44 1235 546810 (outside UK), with any problems and/or suggestions that you might have. A service representative will be happy to help you.

**CLASS 1
LED PRODUCT**



PRODUCT REGISTRATION

Visit www.vtech.co.uk/clubvtech/login
to register your VTech product

By joining the VTech Club you can also enter competitions, find out about news and events, seek expert advice for parents and let your kids play fun learning games and activities.



PRODUCT WARRANTY

Thank you for choosing this quality product from VTech. We hope it will bring many hours of entertainment, imaginative play and learning.

1. The product detailed above is covered by a one year warranty from the date of purchase, against any defects in materials or workmanship.
2. The product may be returned to the place of purchase. Alternatively the product can be returned to VTech Electronics Europe plc (see address below), with proof of purchase, without proof of purchase no replacement will be provided.
3. VTech Electronics Europe plc will examine the product and if it is found to be defective due to faulty materials or workmanship, will replace the product at their discretion.
4. If the product covered by this warranty is damaged due to misuse, modification or unauthorised repair, or because of faulty batteries, battery discharge or incorrect electrical connections, then this warranty becomes void.
5. This warranty is personal to the original purchaser and is not transferable.
6. Breakages to the LCD screen are not covered by the warranty.
7. Returns to VTech Electronics Europe plc should include a cheque or postal order for £1.50 towards the cost of return postage and packaging.
8. Products returned to VTech Electronics Europe plc, should be addressed as follows and packed carefully to avoid damage in transit (Please do not include batteries or adaptor). Please include details of the fault together with your name and address.
9. To keep an online record of your warranty, please register your product online at www.vtech.co.uk/warranty

Vtech Electronics EU PLC, c/o XPO Logistics, Warehouse 350, Cat & Fiddle Lane, West Hallam, DE7 6HE

THIS WARRANTY IS OFFERED AS AN EXTRA BENEFIT AND DOES NOT AFFECT CONSUMERS' STATUTORY RIGHTS.

This warranty is valid for the UK and Eire only. For products purchased outside the UK and Eire, please contact your local distributor or place of purchase.



**Visit our website for more
information about our products,
downloads, resources and more.**

www.vtech.co.uk

